

# Unit (1) Hello!



Salwa



Tala



Sami



Amir

## أكمل: Complete



.....alwa



.....ala



.....ami



.....mir

Salwa

Tala

Sami

Amir






## التصحيح Correction

ملاحظة

# Unit (1) Hello!

 <p>Hello</p>	مرحبا	 <p>Hi!</p>	مرحبا	 <p>BYE</p>	مع السلامة	 <p>Good Bye!</p>	مع السلامة
 <p>Good morning</p>	صباح الخير	 <p>Good afternoon</p>	مساء الخير				

## Match:


 <p>Goodbye</p>	 <p>Good afternoon</p>	 <p>Hello</p>	 <p>Good morning</p>
 <p>Hi</p>	 <p>Good morning</p>	 <p>Bye</p>	 <p>Good afternoon</p>

What's your name? My name's \_\_\_\_\_  
ما اسمك؟ اسمي .....

الثلاث فراغات لنسخ الاسم






_____	_____	_____
_____	_____	_____
_____	_____	_____

## Match the dialogue:-






Hello!	My name's Tala.
What's your name? 	Bye.
Goodbye!	Hello!

الرجاء حفظ الاسم غيبا

# Unit (2) Let's eat!

				
nut	melon	egg	date	olive

## Circle :






	olive	date	egg
	egg	olive	nut
	melon	date	egg
	olive	egg	nut
	date	dates	melon

nut	melon	egg	date	olive


## Correction التصحيح

				ملاحظة

# Unit (2) Let's eat!

 1	 2	 3	 bread	 cheese

Put ( ✓ ) or ( x ):-

١. bread ( )       ٢) Number ٣. ( )
- ٣) cheese ( )       ٤) ٢ eggs. ( ) 

1	2	3	bread	cheese

التصحيح Correction

				ملاحظة

Choose:-

 ١ (olive - olives)

 ٢ ( nut – nuts)

 ١ ( melon –melons)

 ٣ ( egg- eggs)

ملاحظة: عندما يأتي الحرفان (ch) بجانب بعضهما يلفظان (تش)

جميع الكلمات التي تجمع نضع لها في آخر الكلمة حرف (s) أما كلمتا (bread-cheese) لا تجمعا. مثال:

١ nut( ٢ nuts) / olive( olives)/ egg (eggs)/ date(dates)/ melon(melons)

# Unit (3) Animals



ماعز

goat



حشرة

insect



أرنب

rabbit



قطة

cat



قطة صغيرة

kitten

## Match:-

insect

goat

rabbit

cat

kitten



goat

insect

rabbit

cat

kitten

## Correction التصحيح







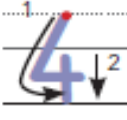
--	--	--	--	--

ملاحظة

## Listen and circle the word you hear: استمع وحوط على الكلمة التي تسمعها

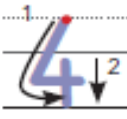
cat kitten goat rabbit insect

# Unit (3) Animals

					
	5	6	lion	zebra	dog

**Complete:**













1 ... 3 ... 5

	5	6	lion	zebra	dog

**Correction التصحيح**

					ملاحظة

**Circle :-**

			
			
			
zebras			

# Unit (4) My body



head



hand



finger



leg

## Circle :-

head			

head

hand

finger





leg

## Correction التصحيح

			ملاحظة



# Unit (4) My body

<p>وجه</p>  <p>face</p>	 <p>nose</p>	 <p>mouth</p>	 <p>foot</p>
<p>_____</p> <p>_____</p> <p>_____</p>	<p>_____</p> <p>_____</p> <p>_____</p>	<p>_____</p> <p>_____</p> <p>_____</p>	<p>_____</p> <p>_____</p> <p>_____</p>

## Match:-

nose

face

leg

mouth

foot







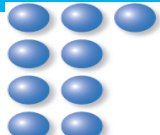


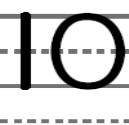
<p>face</p>	<p>nose</p>	<p>mouth</p>	<p>foot</p>
<p>_____</p> <p>_____</p> <p>_____</p>	<p>_____</p> <p>_____</p> <p>_____</p>	<p>_____</p> <p>_____</p> <p>_____</p>	<p>_____</p> <p>_____</p> <p>_____</p>
<p>_____</p> <p>_____</p> <p>_____</p>	<p>_____</p> <p>_____</p> <p>_____</p>	<p>_____</p> <p>_____</p> <p>_____</p>	<p>_____</p> <p>_____</p> <p>_____</p>
<p>_____</p> <p>_____</p> <p>_____</p>	<p>_____</p> <p>_____</p> <p>_____</p>	<p>_____</p> <p>_____</p> <p>_____</p>	<p>_____</p> <p>_____</p> <p>_____</p>

## Correction التصحيح


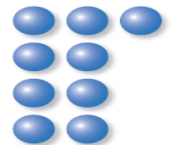


<p>_____</p> <p>_____</p> <p>_____</p>	<p>_____</p> <p>_____</p> <p>_____</p>	<p>_____</p> <p>_____</p> <p>_____</p>	<p>_____</p> <p>_____</p> <p>_____</p>
			<p>ملاحظة</p>







# Unit (4) My body

 	 	 	 
<hr/> <hr/> <hr/>	<hr/> <hr/> <hr/>	<hr/> <hr/> <hr/>	<hr/> <hr/> <hr/>

**Write the number:-**

			
<input type="text"/>	<input type="text"/>	<input type="text"/>	<input type="text"/>

			
<hr/> <hr/> <hr/>	<hr/> <hr/> <hr/>	<hr/> <hr/> <hr/>	<hr/> <hr/> <hr/>
<hr/> <hr/> <hr/>	<hr/> <hr/> <hr/>	<hr/> <hr/> <hr/>	<hr/> <hr/> <hr/>
<hr/> <hr/> <hr/>	<hr/> <hr/> <hr/>	<hr/> <hr/> <hr/>	<hr/> <hr/> <hr/>

**التصحيح Correction**


<hr/> <hr/> <hr/>	<hr/> <hr/> <hr/>	<hr/> <hr/> <hr/>	<hr/> <hr/> <hr/>
			ملاحظة

**Complete:-**

١ ..... ٣ ..... ٥ ..... ٧ ..... ٩ .....

# Unit(5) Revision

## Listen and tick :-



## Match the dialogue:-



Good afternoon.



My name's Salwa.

What's your name?



It's a nut.

What's this?



Good afternoon.

How many?



Bye.

Goodbye.

٦.

## Odd one out:- اختيار الكلمة الشاذة:-

nut	egg	<u>cat</u>
dog	leg	foot
Sami	Salwa	insect
rabbit	cat	face

## Choose :

					٧
bread	Amir	kitten	face	nut	٨
cheese	Sami	rabbit	foot	eggs	٩
olive	Salwa	<b>cat</b>	finger	nuts	١٠

## Classify:- صنف

( Amir – melon – lion – finger – Sami – cat – egg – leg )

Names	Let's eat	Animals	My body

# Unit (6) My classroom



teacher



desk



board



pencil



bag



book

teacher

board



pencil

desk

bag



book

# Unit (6) My classroom

A	a	apple 	C	c	cat 
_____	_____	_____	_____	_____	_____
_____	_____	_____	_____	_____	_____
_____	_____	_____	_____	_____	_____

**Complete:** ( a / c )



















.....pple      .....at

A	a	apple 	C	c	cat 
_____	_____	_____	_____	_____	_____
_____	_____	_____	_____	_____	_____
_____	_____	_____	_____	_____	_____

**Correction** التصحيح

_____	_____	_____	_____	_____	_____
_____	_____	_____	_____	_____	_____
_____	_____	_____	_____	_____	_____

**Circle :-**

			
			
			
			
			
bag			

# Unit (6) My classroom

What's this?





ما هذا / هذه؟

It's a pencil.

إنه قلم رصاص.

**Choose and complete:**

( desk- Good morning - Bye - ٢ )

	
Good morning.	.....
What's this? 	It's a .....
How many? كم العدد? 	.....desks.
Good bye.	.....

**Put (✓) or (X) :-**

١- It's a pencil. ( )



٣- It's a teacher. ( )



٢- It's a board. ( )



٤- It's a. ( )



a →	apple	cat
c →	cat	teacher

**Odd one out:- اختار الصورة الشاذة:-**



**Write the number:-**







# Unit (7) My family



Wafa



Jamal



Jamila

mum

dad

sister



Sami



Zaid



Tala

brother

baby

me

mum

dad

sister



brother

baby

me

## Correction التصحيح




# Unit (7) My family

E	e	egg 	O	o	olive 

**Complete:** ( e / o )


.....gg

.....live

E	e	egg 	O	o	olive 

**Correction** التصحيح


**Listen and number:-**



**Listen and Complete the correct letter:-** ( S - W - Z - J - T - J )

.....afa    .....amal    .....amila    ....aid    .....ala    ....ami







# Unit (7) My family

Who's this? من هذا / هذه؟

This is my mum. إنها أُمِّي.










## Match:

	
Hello.	It's an olive.
Who's this? 	This is my sister.
What's this? 	Goodbye.
Good bye.	Hello.



e →	egg	pencil
o →	orange	dog

**Odd one out:** - اختار الكلمة الشاذة -

			
			
Zaid			

# Unit ( 8 ) Let's drink

water



milk



tea



coffee



apple juice



orange juice



water

milk

tea

coffee

apple juice

orange juice

## Correction التصحيح

Unit ( 8 ) Let's drink

D	d	dog 	G	g	goat 
Q	q	quiet 			

D	d	dog 	G	g	goat 
Q	q	quiet 			

**Correction التصحيح**


# Unit ( 8 ) Let's drink

What's this?

ما هذا / هذه؟

It's water.

إنه ماء.

## Match the dialogue:-

What's this?

Good afternoon.

What's this?



Bye.

Goodbye.

It's a goat.

## Match :- صل

milk

apple juice

water

tea

orange juice

coffee



d →	dog	date
g →	goat	egg
q →	quiet	goat

Complete:

(d - g - q)



.....og

.....oat


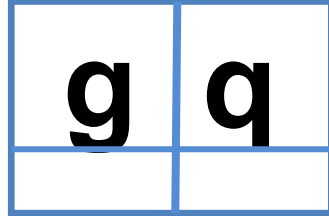
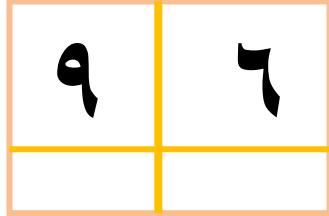
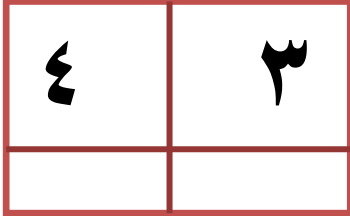
.....uiet

# Revision

## Listen and tick :-



## Listen and tick :-



## Match the dialogue:-



Good afternoon.



My name's Salwa.

What's your name?

It's an olive.

What's this?



Good afternoon.

How many?



Bye.

Goodbye.











٧

## Match :-

q a e o d g c



## Choose :

									
bread	Amir	kitten	face	nut	٩	board	Amir	tea	a
cheese	Sami	rabbit	foot	eggs	٩	book	Sami	milk	e
olive	Salwa	cat	finger	nuts	١٠	desk	Jamal	coffee	o

**Classify:-** *صنف*

( milk – mum – juice – hand – brother – bag – mouth- desk )

My family	drinks	My classroom	My body

**Odd one out:-** *اختر الكلمة الشاذة:-*

bread                  egg                  insect  
desk                  teacher                  foot  
mum                  water                  dad  
book                  milk                  tea

**Complete:-**

١ ..... ٣ ..... ٦ ..... ٩ .....

**Re – arrange the numbers:-** *رتب الأرقام:-*

٢ – ٦ – ٥ – ١ – ٣ – ٧ – ٤ – ٩ – ١٠ – ٨

**Choose:-**

It's a ( teacher – pencil).



It's ( tea – milk



It's ( cat – rabbit).



It's a ( head – hand).



( What's – Who's ) this?



This is my ( sister – brother )



It's ( orange- apple) juice.



( egg – eggs)



This is ( Salwa – Jamila )



( What's – Who's ) this?



**Match the letters:**

A          C          E          O          Q          G          D

e          o          c          a          d          g          q

**Complete:**

A .... C..... E..... G ..... J..... L M .....O.....R....

T .....V ..... X..... Z