



ملتقى تعليم فلسطين


إجابة المادة التدريبية الرائعة لمبحث اللغة الإنجليزية للصف
الثاني

الفصل الأول ٢٠١٩-٢٠٢٠

حقوق النشر محفوظة



1- Listen and number the picture :-



2- Match :-

- | | |
|----------------------|-----------------------|
| 1- Hello Tala. | (2) My name's Amir. |
| 2- What's your name? | (3) Bye Amir. |
| 3- Good-Bye Tala. | (1) Hi Amir. |

3- Answer :-



What's your name?



My name's **Salwa**



What's your name?



My name's **Amir**

4- Complete :-

Tala - Hello - name



Hello .


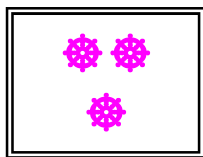
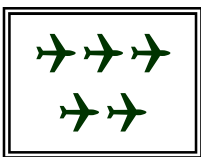
Hello

What's your **name** ?

My name is **Tala**



5- Count and write :-



5

3

1

4

2

6- write the number in order :-

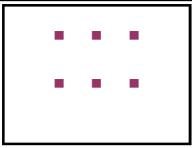
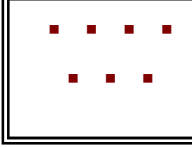
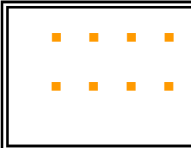
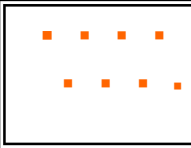
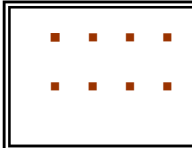
2 - 1 - 4 - 5 - 3

1	2	3	4	5
---	---	---	---	---




7- Match :-

6	7	8	9	10
ten	six	seven	nine	eight

8- Write :-

				
6	7	8	9	10

9- Match :-

		
girl	Teacher	boy


10- Look and complete :-

1- She's a girl 	boy girl	2- He's a boy 
3- He's a boy 		4- She's a girl 

11- Look and complete :-

1- he's a boy. 	He's She's	2- she's a girl. 
3- she's a girl. 		4- he's a boy. 

12- look and write the numbers :-



13- Match :-

- 1- How old are you? ~~He's five.~~
 2- How old is Sami? ~~She's seven.~~
 3- How old is Tala? ~~I'm eight.~~

14- count and write :-



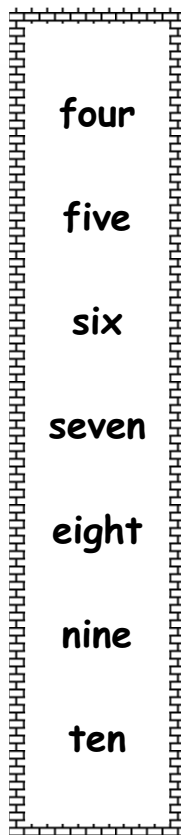
I am **seven** .



I am **nine** .



I am **six** .



I am **ten** .



I am **four** .



I am **five** .


15- Match :-

1- What's your name ?	(4) That's Salwa .
2- How old are you ?	(3) That's Sami .
3- Who that's boy ?	(1) My name is Amir .
4- Who that's girl ?	(2) I'm seven .

16- Look and answer :-

1- How old is he.

He's six



2- How old is she ?

She's seven



3- How old is she ?


she's nine



17- Look and complete :-



His name's Amir .



Her name's Salwa .



her name's Tala .



his name's Sami .

18- Look and complete :-



Her name's salwa .
She's a girl .
She's seven .

seven - eight

Sami - Salwa


girl - boy




His name's sami .
He's a boy .
He's eight .

Unit 2


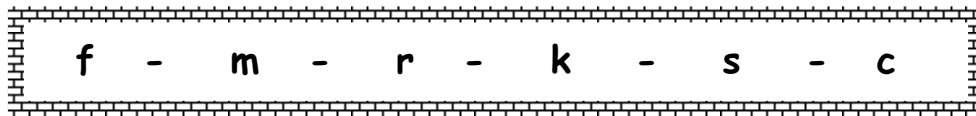
1- Listen and number :-




2- Match :-



3- Write the missing letters :-



4- Listen and number :-



5- Copy:


I like chicken.

- 1 _____
- 2 _____
- 3 _____
- 4 _____

6- Look and write :-



I like salad .



I like meat .



I like chocolate .




I like ice cream .

7- Complete the sentences :-



I like rice.



She likes nuts.



I like meat.



He likes oranges.

8- Look and answer :-

1- What do you like?

I like ice cream



2- What do you like?

I Like meat .




3- What does Tala like?

She likes rice .


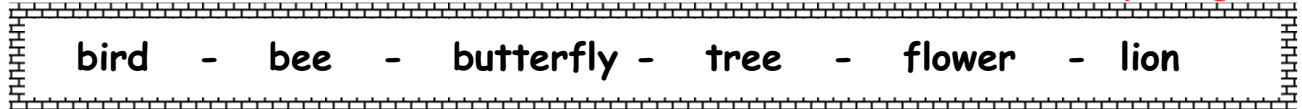


4- What does Salwa like?

she likes fish .




9- Write the words :-




10- Look and put (✓) or (✗) :-

1- (/) A lion has four legs. 





2- (/) A bee has six legs. 

3- (✗) A bird has six legs. 

4- (✗) A butterfly has two legs. 

11- Look and complete :-

two - four - six

 <p>A bee has <u>six</u> legs .</p>	 <p>A bird has <u>two</u> legs .</p>
 <p>A lion has <u>four</u> legs .</p>	 <p>A butterfly has <u>six</u> legs .</p>

12- Look and answer:-

1- How many legs?
It has two legs .



1- How many legs?
It has four legs .



1- How many legs?
It has six legs .



13- Match :-

11	12	13	14	15
twelve	eleven	thirteen	fifteen	fourteen

14- Choose an write :-

1- It's eleven

11

(eight - eleven - one)

2- It's thirteen

13

(thirteen - three - ten)

15- Match :-



eighteen sixteen twenty seventeen nineteen

16- Complete :-

16 17 18 19 20

17- Choose and write :-

1- It's twenty

20

(twelve - two - twenty)

2- It's eighteen

18

(eight - eighteen - eleven)

18 Finish the sentences : (girl - 8 - me - Jamila)



This is me.

My name's Jamila.

I'm a girl.

I'm 8.

19- Copy:

A bird has two legs.

- 1- _____
- 2- _____
- 3- _____
- 4- _____

Unit (3)

1- Circle the word you hear :-

1- butterfly tree bee flower

2- 13 14 15 16

3- D Q G O

2- Listen and tick (/) or (x) :-



3- Match :-



Tree

flower

lion

bird

butterfly

4- Circle the odd one out :-

1- garden bee **tree** bird

2- **flower** leg butterfly bee

3- 14 **E** 15 16

5- Write the number :-

1- A lion has four legs .



2- A bird has two legs .




3- A bee has six legs .




6- Count and write the number :-

Draw :-


(13 - 14 - 15)




15



14



13



16

7- Hand writing :-

G g

O o

14

15

16

Unit (4)

1- Circle the word you hear :-


(1)	(2)	(3)	(4)
Head	finger	17	I
Hair	face	19	L
Hand	mouth	20	T

2- Listen and number :-











3- Read and match :-

1- He has 1 head



2- She has 2 ears .



3- He has 1 mouth .



4- He has 2 shoulders .



4- Complete the numbers :-

1 2 3 4 5 6 7 8 9 10 11 12 13 14

15 16 17 18 19 20 .

5- Write the capital letter :-

a A... b ...B.. c ...C... d ..D... e ...E...

i I... l ..L... t ...T... q ...Q... g ..G....

6- Hand writing :-

I have two hands .

1- Circle the word you hear :-



1- stand up sit down come here

2- Don't hop Don't clap Don't jump

3- M R N

4- open close go

2- Listen and put (/) or (x) :-



3- Match :-

1- close the door




2- open your hand



3- Don't open the window



4- touch your head



4- Choose :-



Be quiet
clap



come here
 go there



don't stand up
 don't sit down

5- Circle odd one out :-

1- clap **hand** hop jump

2- **eye** open close come

6- Complete :-

(open - Don't close - sit - stand)



.sit... down



.open the window .



.stand up




don't.close..the door .

7- Hand writing :-

Don,t clap . Be quiet .

1- Listen and number:-



()



()



()



()

2- Listen and put (T) or (F):-



()



3

()



()

Complete the dialogue :-

(on - book - Salwa - Good morning)

Tala : Good morning **Salwa**-----

Salwa : --**Good morning**-- Tala .

Tala : Where's my **book**-----?



Salwa : It's --**on**----- the --**sofa**-----

4- Circle the odd:-

1- bag - **sofa** - pencil - book .

2- **rug** - telephone - computer - TV.

3- on - in - **ball** - under .

5- Read and match :-

1-Where's the chocolate ?



(3) I can see a computer.

2-What's this ?



(1) It's in the bag.


3- What can you see?



(2) It's a table .

6- Read and match :-

1-The rug is under the table.




2-The telephone is in the bag .



3-the computer is on the table .

4-The TV is on the table.

7- Read and put (T) or (F):-



1-Number 3 is a rug (T)

2-Number 5 is a computer (F)

2-Number 1 is a sofa (T)

4-Number 4 is bag (F)

5-Number 2 is a computer (T)


8- What's this ?

(telephone - TV - sofa - rug - computer)

1-It's a ---**computer**---



2-It's a ---**rug**-----



3-It's a ---**TV**-----



4-It's a ---**sofa**-----




5-It's a ---**telephone**---



9- Choose and write :-

(in - on - under)



1-Where's the TV ?

It's ---**on**----- the table .

2-Where's the chocolate ?

It's ---**in**----- the bag.

3-Where's the ball?

It's ---**under**--- the chair .

4-Where's the telephone ?

It's ---**on**----- the sofa.

5-Where's the doll?

It's ---**under**--- the sofa .

10- Complete the missing letters:-


(r - s - t - c)



telephone



computer



rug



sofa

11- Write:-


I can see a computer .

My telephone number is 0599231456 .

1- Circle the word you hear :-

- 1- mosque house church park
 2- Salwa Sami Tala school
 3- on in under at
 4- W X V Y

2- Listen and number the pictures :-



3- Match :-

- 1- What's this ? (3) - It's next to house
 2- Where's dad ? (1) - This is the mosque
 3- Where's the shop ? (2) - He's at the church

4- Choose :-



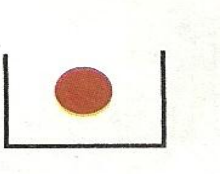
- church shop house mosque
 house school mosque house
 school church playground park

5- Circle odd one out :-


- | | | | |
|-----------|--------|-------|---------|
| 1- church | mosque | dad | house |
| 2- in | Jamila | under | between |
| 3- park | Mum | Dad | Sami |

5- Write :-


On - at - next to - under - between - in




in



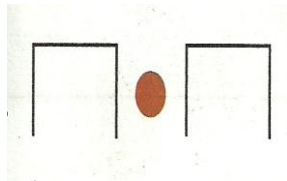
next to




under



on



between



at

6- Choose and write :-

He's - She's - next to - between

1-**she's**..... at the park .



2-**he's**..... at church .



3- The house is**next to**.... the shop .



4- The playground is**between**.....
the and mosque and the school .



7- Hand writing :-

v

V

w



W

x




X

2- Write the missing letters :-


ch - sh


					
<u>sh</u> op	<u>ch</u> iken	<u>ch</u> urch	<u>ch</u> ocolate	fi <u>sh</u>	<u>sh</u> oulders

3- Choose the right word :-

				
<u>playground</u> park pencil	TV computer <u>telephone</u>	<u>hop</u> jump clap	next under <u>between</u>	Come here Sit down <u>Stand up</u>

4- Choose :-

1- He's (in - at - on) school . 

2- It's a (TV - telephone - computer) . 

3- Don't (clap - come here - go there) . 