

ملتزمون
بالتفوق


سلسلة

1

الفصل الثاني

المجمد

في المراجعة والاستعداد لامتحانات
اللغة الانجليزية



تطلب من : 0599 028887

الصف الأول الأساسي

Unit 10

1. Listen and circle the picture you hear :



2. Complete the missing letters:

(s b b d k y)



..o-yo



..kates



..alloon



..oll






..ite




..all

3. Choose:

- What's this?  It's a (ball - kite)
- What's this?  It's a (doll - yo-yo)
- What's this?  It's a (kite - skate)

4. Look and write: (here - there)


1. Where's my ball? 

2. Where's my kite?



3. Where's my skate?



4. Where's my balloon? 

5. Complete the dialogue:

Sami: Hello, Salwa

Salwa:....., Sami

Sami: Where's my



Salwa: There .

Sami:.....you.

kite
Hello
Thank

6. Find and circle:

k

Skates kite kitten

y

Yo-yo yes very

l

balloon doll ball

7. Copy:

a
c
e

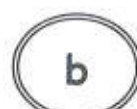
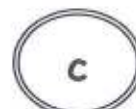
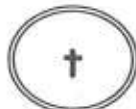
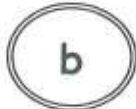
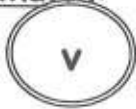


Unit 11

1. Listen and number the picture:



2. Match:



3. How many? كم العدد

(2 1 3)



..... (bikes - bike)



..... (car - cars)



..... (van - vans)

4. Complete the dialogue:

Tala: Good morning Amir.

Amir: GoodTala.

Tala: How many dolls?



Amir: dolls.

Tala: bye Amir.

Amir:Tala.

bye

morning

3

5. Complete the letters: (b v b t c)



...van



...ike



....ar



....axi



....us

6. Complete the numbers:

1	2		4			7			10
---	---	--	---	--	--	---	--	--	----

7. Find and circle:

h

head hand hello




m

melon milk mouth

n

nut nose van

8. Write :

- It's a car 
- It's a van. 
- It's a taxi 

yes

No

9. Copy:

1 5 7

.....

.....

.....



Unit 12

1. Listen and colour :



2. Match:

yellow



blue



red



3. Complete :

w g b b r y

...ed ...reen ...lack ...lue ellow ...hite

4. Find and circle:

W

water

white

where

U

Umbrella

nut

mouth

V

van

olive

very

5. odd out :

1.



2.

green

blue

yo-yo




red

3.



Unit 13

1. Listen and tick (✓)



2. Complete : (jeans - dress - shorts - skirt)



my blue



my red



my green



my yellow

3. Choose:



shorts
shoes
skates



teacher
shorts
t-shirt



skirt
skates
Salwa



jeans
juice
insect







date
dress
dog



shorts
shoes
t-shirt

4. Choose and circle:

			
d	b	b	p
v	t	sh	sk

5. Match:

What's this? 

Three dolls

Who's this? 

Yellow

How many dolls? 

This is Dad

What colour? 

There

Where's my kite? 

It's a bike

6. Complete :

(k d j h)



...ress



s...irt



...eans




s...oes

7. Copy:

Handwriting practice lines with the letters m, n, and r on the top line for copying.

Unit 15

1. listen and put (√) or (X) :



2. Complete :



...indow

...ox

..hair

....ed

.....oor

.....able

3. Where's my ball ? (in on under)



.....



.....



.....

4. Circle:



dog
date
door

short
cat
chair





bag
bed
ball

water
window
melon





door
table
chair

box
window
bed




5. Match (A) with (B) :

(A)		(B)
What's this?		3 kites.
Where's the skate?		It's a chair
How many kites?		Yellow
What colour?		under the table

6. Odd out :

1.				
2.	bed	car	taxi	van

7. Put (√) or (X) :

1.		chair ()
2.		ball ()
3.		window ()

8. Copy:

v	w	w	w	x	x
w	w	w	w	w	w
w	w	w	w	w	w
w	w	w	w	w	w

Unit 16

1. listen and number the pictures:



2. Listen and put (√) or (X):



3. Complete: (o - f - a - g)



4. Match:

banana

lemon

olive



5. Complete:

a

an

1. It's apple. 

2. It's olive. 

3. It's banana. 

4. It's egg. 

5. It's kite. 

is -are

6. Complete:

1. Theyfigs. 

2. It an apple. 

3. It a melon. 

4. They grapes. 

7.Match:



big

very big

very small

small


8. Complete the dialogue:




Tala

Hello, Amir

What's this? 

What are these? 

Where's my banana? 



Amir

....., Tala

It's an

..... apples.

It's the table.

on
Hello
They're
apple

9.Copy:

..... j y u
.....
.....
.....

Unit 17

1. **Complete:** (He's - She's - I'm)

..... short 

..... short 



2. **Complete:** (tall - short - big - small)

1. Melon is 

2. Amir is 

3. Ali is 

4. Olive is 

3. **Match the opposite:** صل الكلمة مع عكسها

big

tall

very small

very big





small

short

4. **Classify:** (red - kite - car - van - yellow - doll)

Coulor ألوان	Transport مواصلات	Toys ألعاب





5. Match the question to suitable answer :

- What's your name? - There
- How many vans?  - red
- Where's my balloon?  - My name's Ali.
- What colour?  - They're skates
- What are these?  - Two vans

6. Read and match:

- | | |
|-------|-------------|
| sit | up and down |
| stand | down |
| jump | up |

7. Choose:.

			
up down	down up	short tall	down up

8. Write:

- | | |
|------------------|------------------|
| He | She |
| 1.'s Tala | 2.'s Sami |
| 3.baby zaid | 4.'s Salwa. |

9. Copy

.....

.....

..... **S** **U** **Z**

.....

.....

Listening Texts

Unit 10:

1- listen and circle:-

Kite – doll- skates – balloon ball

Unit " 11":

the picture :-

No.1 car 2. van 3. tax 4. bike 5- bus

Unite "12"

listen and co lour :-

Red - yellow – green – blue – white

unit " 13"

1-listen and tick:

Shoes – jeans – skirt

Unite "15"

Listen and put

bed – table – ball – chair - window- box

Unit "16"

Listen and number"

1-banana 2- grapes 3- lemon 4- apple

Listen and tick

Graps – fig – olive