

Unit (1) Hello!



Salwa



Tala



Sami



Amir

أكمل: Complete



.....alwa



.....ala



.....ami



.....mir

موقع الميار التعليمي
www.mayar-edu.net

Salwa

Tala

Sami

Amir

التصحيح Correction

ملاحظة

Unit (1) Hello!

 <p>Hello</p>	مرحبا	 <p>Hi!</p>	مرحبا	 <p>BYE</p>	مع السلامة	 <p>Good Bye!</p>	مع السلامة
 <p>Good morning</p>	صباح الخير	 <p>Good afternoon</p>	مساء الخير				

Match:

 <p>Goodbye</p>	 <p>Good afternoon</p>	 <p>Hello</p>	 <p>Good morning</p>
--	---	---	---

موقع الميار التعليمي
www.mayar-edu.net


 <p>Hi</p>	 <p>Good morning</p>	 <p>Bye</p>	 <p>Good afternoon</p>
---	---	---	---

What's your name? My name's _____
ما اسمك؟ اسمي

الثلاث فراغات لنسخ الاسم






_____	_____	_____
_____	_____	_____
_____	_____	_____

Match the dialogue:-






Hello!	My name's Tala.
What's your name? 	Bye.
Goodbye!	Hello!

الرجاء حفظ الاسم غيبا

Unit (2) Let's eat!

				
nut	melon	egg	date	olive

Circle :






	olive	date	egg
	egg	olive	nut
	melon	date	egg
	olive	egg	nut
	date	dates	melon

nut	melon	egg	date	olive

Correction التصحيح

				ملاحظة

Unit (2) Let's eat!

 1	 2	 3	 bread	 cheese

Put (✓) or (x):-

١. bread ()  ٢) Number ٣. ()
- ٣) cheese ()  ٤) ٢ eggs. () 

1	2	3	bread	cheese

التصحيح Correction

				ملاحظة

Choose:-

 ١ (olive - olives)

 ٢ (nut – nuts)

 ١ (melon –melons)

 ٣ (egg- eggs)

ملاحظة: عندما يأتي الحرفان (ch) بجانب بعضهما يلفظان (تش)

جميع الكلمات التي تجمع نضع لها في آخر الكلمة حرف (s) أما كلمتا (bread-cheese) لا نجما. مثال:

١ nut(٢ nuts) / olive(olives)/ egg (eggs)/ date(dates)/ melon(melons)

Unit (3) Animals



ماعز

goat



حشرة

insect



أرنب

rabbit



قطة

cat



قطة صغيرة

kitten

Match:-

insect

goat

rabbit

cat

kitten



goat

insect

rabbit

cat

kitten

Correction التصحيح







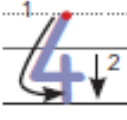
--	--	--	--	--

ملاحظة

Listen and circle the word you hear: استمع وحوط على الكلمة التي تسمعها

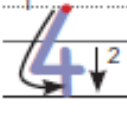
cat kitten goat rabbit insect

Unit (3) Animals

					
	5	6	lion	zebra	dog

Complete:













1 ... 3 ... 5

	5	6	lion	zebra	dog

Correction التصحيح

					ملاحظة

Circle :-

			
			
			
zebras			

Unit (4) My body



head



hand



finger



leg

Circle :-

head			

head

hand





finger

leg

Correction التصحيح

			ملاحظة

Unit (4) My body

<p>وجه</p>  <p>face</p>	 <p>nose</p>	 <p>mouth</p>	 <p>foot</p>
<p>_____</p> <p>_____</p> <p>_____</p>	<p>_____</p> <p>_____</p> <p>_____</p>	<p>_____</p> <p>_____</p> <p>_____</p>	<p>_____</p> <p>_____</p> <p>_____</p>

Match:-

nose

face

leg

mouth

foot



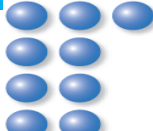



<p>face</p>	<p>nose</p>	<p>mouth</p>	<p>foot</p>
<p>_____</p> <p>_____</p> <p>_____</p>	<p>_____</p> <p>_____</p> <p>_____</p>	<p>_____</p> <p>_____</p> <p>_____</p>	<p>_____</p> <p>_____</p> <p>_____</p>
<p>_____</p> <p>_____</p> <p>_____</p>	<p>_____</p> <p>_____</p> <p>_____</p>	<p>_____</p> <p>_____</p> <p>_____</p>	<p>_____</p> <p>_____</p> <p>_____</p>
<p>_____</p> <p>_____</p> <p>_____</p>	<p>_____</p> <p>_____</p> <p>_____</p>	<p>_____</p> <p>_____</p> <p>_____</p>	<p>_____</p> <p>_____</p> <p>_____</p>



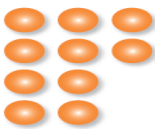

Correction التصحيح

<p>_____</p> <p>_____</p> <p>_____</p>	<p>_____</p> <p>_____</p> <p>_____</p>	<p>_____</p> <p>_____</p> <p>_____</p>	<p>_____</p> <p>_____</p> <p>_____</p>
			<p>ملاحظة</p>

Unit (4) My body

 7	 8	 9	 10
<hr/> <hr/> <hr/>	<hr/> <hr/> <hr/>	<hr/> <hr/> <hr/>	<hr/> <hr/> <hr/>

Write the number:-

 □	 □	 □	 □
--	--	--	---

7	8	9	10
<hr/> <hr/> <hr/>	<hr/> <hr/> <hr/>	<hr/> <hr/> <hr/>	<hr/> <hr/> <hr/>
<hr/> <hr/> <hr/>	<hr/> <hr/> <hr/>	<hr/> <hr/> <hr/>	<hr/> <hr/> <hr/>
<hr/> <hr/> <hr/>	<hr/> <hr/> <hr/>	<hr/> <hr/> <hr/>	<hr/> <hr/> <hr/>

التصحيح Correction

<hr/> <hr/> <hr/>	<hr/> <hr/> <hr/>	<hr/> <hr/> <hr/>	<hr/> <hr/> <hr/>
			ملاحظة

Complete:-

١ ٣ ٥ ٧ ٩

إعداد المعلمة / فاطمة أحمد القدوة

Unit(5) Revision

Listen and tick :-



Match the dialogue:-



Good afternoon.



My name's Salwa.

What's your name?



It's a nut.

What's this?



Good afternoon.

How many?



Bye.

Goodbye.

٦.

Odd one out:- اختيار الكلمة الشاذة-

nut	egg	<u>cat</u>
dog	leg	foot
Sami	Salwa	insect
rabbit	cat	face

Choose :

					٧
bread	Amir	kitten	face	nut	٨
cheese	Sami	rabbit	foot	eggs	٩
olive	Salwa	cat	finger	nuts	١٠

Classify:- صنف

(Amir – melon – lion – finger – Sami – cat – egg – leg)

Names	Let's eat	Animals	My body

Unit (6) My classroom



teacher



desk



board



pencil



bag



book

teacher

board



pencil

desk

bag



book

Unit (6) My classroom

A	a	apple 	C	c	cat 
_____	_____	_____	_____	_____	_____
_____	_____	_____	_____	_____	_____
_____	_____	_____	_____	_____	_____

Complete: (a / c)



















.....ppleat

A	a	apple 	C	c	cat 
_____	_____	_____	_____	_____	_____
_____	_____	_____	_____	_____	_____
_____	_____	_____	_____	_____	_____

Correction التصحيح

_____	_____	_____	_____	_____	_____
_____	_____	_____	_____	_____	_____
_____	_____	_____	_____	_____	_____

Circle :-

			
			
			
			
			
bag			

Unit (6) My classroom

What's this?





ما هذا / هذه؟

It's a pencil.

إنه قلم رصاص.

Choose and complete:

(desk- Good morning - Bye - ٢)

	
Good morning.
What's this? 	It's a
How many? كم العدد? desks.
Good bye.

Put (✓) or (X) :-

١- It's a pencil. ()



٣- It's a teacher. ()



٢- It's a board. ()



٤- It's a. ()



a →	apple	cat
c →	cat	teacher

Odd one out:- اختار الصورة الشاذة:-



Write the number:-







Unit (7) My family



Wafa



Jamal



Jamila

mum

dad

sister



Sami



Zaid



Tala

brother

baby

me

mum

dad

sister

brother



baby

me

Correction التصحيح

<p>_____</p> <p>_____</p> <p>_____</p>	<p>_____</p> <p>_____</p> <p>_____</p>	<p>_____</p> <p>_____</p> <p>_____</p>	<p>_____</p> <p>_____</p> <p>_____</p>
<p>_____</p> <p>_____</p> <p>_____</p>	<p>_____</p> <p>_____</p> <p>_____</p>	<p>_____</p> <p>_____</p> <p>_____</p>	<p>_____</p> <p>_____</p> <p>_____</p>



Unit (7) My family

E	e	egg 	O	o	olive 

Complete: (e / o)


.....gg

.....live

E	e	egg 	O	o	olive 

Correction التصحيح

Listen and number:-



Listen and Complete the correct letter:- (S - W - Z - J - T - J)





.....afa amal amila aid ala ami

Unit (7) My family

Who's this? من هذا / هذه؟

This is my mum. إنها أُمِّي.










Match:

	
Hello.	It's an olive.
Who's this? 	This is my sister.
What's this? 	Goodbye.
Good bye.	Hello.



e →	egg	pencil
o →	orange	dog

Odd one out: - اختار الكلمة الشاذة -

			
			
Zaid			

Unit (8) Let's drink

water



milk



tea



coffee



apple juice



orange juice



water

milk

tea

coffee

apple juice

orange juice

Correction التصحيح

Unit (8) Let's drink

D	d	dog 	G	g	goat 
Q	q	quiet 			

D	d	dog 	G	g	goat 
Q	q	quiet 			

Correction التصحيح

Unit (8) Let's drink

What's this?

ما هذا / هذه؟

It's water.

إنه ماء.

Match the dialogue:-

What's this?

Good afternoon.

What's this?



Bye.

Goodbye.

It's a goat.

Match :- صل

milk

apple juice

water

tea

orange juice

coffee



d →	dog	date
g →	goat	egg
q →	quiet	goat

Complete: (d - g - q)



.....og

.....oat


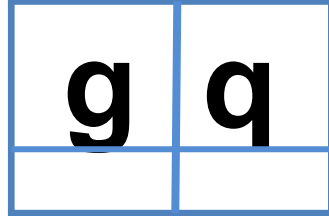
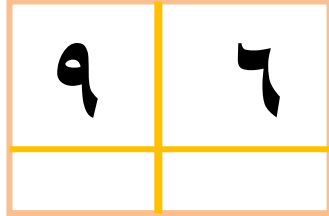
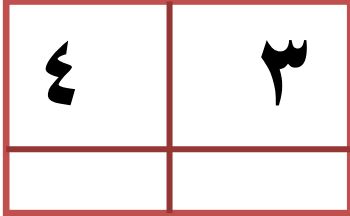
.....uiet

Revision

Listen and tick :-



Listen and tick :-



Match the dialogue:-



Good afternoon.



My name's Salwa.

What's your name?

It's an olive.

What's this?



Good afternoon.

How many?



Bye.

Goodbye.











٧

Match :-

q a e o d g c



Choose :

									
bread	Amir	kitten	face	nut	٩	board	Amir	tea	a
cheese	Sami	rabbit	foot	eggs	٩	book	Sami	milk	e
olive	Salwa	cat	finger	nuts	١٠	desk	Jamal	coffee	o

Classify:- *صنف*

(milk – mum – juice – hand – brother – bag – mouth- desk)

My family	drinks	My classroom	My body

Odd one out:- *اختر الكلمة الشاذة:-*

bread egg insect
desk teacher foot
mum water dad
book milk tea

Complete:-

١ ٣ ٦ ٩

Re – arrange the numbers:- *رتب الأرقام:-*

٢ – ٦ – ٥ – ١ – ٣ – ٧ – ٤ – ٩ – ١٠ – ٨

Choose:-

It's a (teacher – pencil).



It's (tea – milk



It's (cat – rabbit).



It's a (head – hand).



(What's – Who's) this?



This is my (sister – brother)



It's (orange- apple) juice.



(egg – eggs)



This is (Salwa – Jamila)



(What's – Who's) this?



Match the letters:

A C E O Q G D

e o c a d g q

Complete:

A C..... E..... G J..... L MO.....R....

TV X..... Z